

PAGARIA ENERGY LIMITED

Regd. Office: 9/18, Bazar Gali, Vishwas Nagar, Shahdara, Delhi - 110032

Website: www.pagariaenergy.com e-mail: info@pagariaenergy.com

CIN: L67120DL1991PLC043677

Date: 30th May, 2017

To,
The Bombay Stock Exchange Limited
Phiroze Jeejeebhoy Towers
Dalal Street,
Mumbai-400001

Dear Sir,

Ref: BSE Script code: 531396

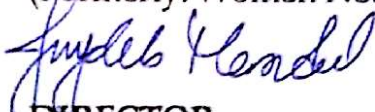
Sub: Outcome of Board Meeting held on May 30, 2017.

We wish to inform you that the Board of Directors of the Company at its meeting held today, inter-alia, transacted the following business:

1. Approved and took on record the Audited Financial Results of the Company for the Quarter and the Period ended 31st March, 2017. The copy of the above said Audited Financial Results is enclosed herewith
2. Approval of Director Report for the for the Financial Year Ended 31.03.2017
3. Approval of Appointment of M/s. M R & Associates, Practicing Company Secretary as a Secretarial Auditor of the Company for the Financial Year 2017-18

Thanking you,

For Pagaria Energy Limited
(Formerly: Women Networks Limited)


DIRECTOR

Enclo. a/a



H. R. AGARWAL & ASSOCIATES
CHARTERED ACCOUNTANTS

219-C, Old China Bazar Street
1st Floor, Room No.B-6
KOLKATA - 700 001
Tele : (033)2248-6561, 3022-6561
Telefax : (033) 2230-3207
e-mail : gk.sons@hotmail.com

Auditor's Report on Standalone Quarterly Financial Results and Year to date Results of the Company pursuant to the Regulation 33 of the SEBI (Listing Obligations and Disclosure Requirements) Regulations, 2015

To
The Board of Directors
Pagaria Energy Ltd.

We have audited the standalone quarterly financial results of **Pagaria Energy Ltd.** ('the Company') for the quarter ended 31st March, 2017 and the standalone financial results for the year ended on 31st March, 2017 attached herewith, being submitted by the Company pursuant to the requirement of Regulation 33 of the SEBI (Listing Obligations and Disclosure Requirements) Regulations, 2015

This statement is the responsibility of the Company's management.

The standalone financial results for the quarter ended on 31st March, 2017 have been prepared on the basis of the standalone financial results for the nine months period ended 31st December, 2015, the audited annual standalone financial statements as at and for the year ended on 31st March, 2017 and the relevant requirements of Regulation 33 of the SEBI (Listing Obligations and Disclosure Requirements) Regulations, 2015.

The standalone quarterly financial results are the derived figures between the audited figures in respect of the year ended 31st March, 2017 and the published year to date figures up to 31st December, 2016 being the date of the end of the third quarter of the current financial year which was subjected to limited review.

Our responsibility is to express an opinion on these standalone financial results based on our review of the standalone financial results for the nine months period ended on 31st December, 2016 which was prepared in accordance with (a) the recognition and measurement principles laid down in Accounting Standard – 25, Interim Financial Reporting specified under section 133 of the Companies Act, 2013 and other accounting principles generally accepted in India (b) our audit of the standalone annual financial statements as at and for the year ended on 31st March, 2017 and (c) the relevant requirements of Regulation 33 of the SEBI (Listing Obligations and Disclosure Requirements) Regulations, 2015.



1. We conducted our audit in accordance with the Standards on Auditing generally accepted in India. Those Standards require that we plan and perform the audit to obtain reasonable assurance about whether the standalone financial results are free from material misstatement.

An audit includes examining on a test basis, evidence supporting the amounts disclosed in standalone financial results. An audit also includes assessing the accounting principles used and significant estimates made by management.

We believe that our audit provides a reasonable basis for our opinion.

2. In our opinion and to the best of our information and according to the explanations given to us, these quarterly financial results as well as the year to date results :

(i) are presented in accordance with the requirements of Regulation 33 of the SEBI (Listing Obligations and Disclosure Requirements) Regulations, 2015 and

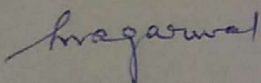
(ii) give a true and fair view of the net profit and other financial information for the quarter and the year ended on 31st March, 2017.

3. Further, read with Paragraph 1 above, we report that the figures for the quarter ended 31st March, 2017 represent the derived figures between the audited figures in respect of the financial year ended 31st March, 2017 and the published year to date figures up to 31st December, 2016 being the date of the end of the third quarter of the current financial year which were subjected to limited review as stated in paragraph 1 above, as required under Regulation 33 of the SEBI (Listing Obligations and Disclosure Requirements) Regulations, 2015.

For H. R. Agarwal and Associates

Chartered Accountants

Firm's registration number: 323029E




(HARI RAM AGARWAL, FCA)

Partner

Membership number: 057625

Place: Kolkata

Date: 30th May, 2017



PAGARIA ENERGY LIMITED

Regd. Office: 9/18, Bazar Gali, Vishwas Nagar, Shahdara, Delhi - 110 032
Audited Financial Results for the Financial Year Ended 31st March, 2017

(Rs. In Lacs except EPS figure)

SR. NO.	Particulars	For the Quarter Ended			For the Year Ended	
		31.03.2017	31.12.2016	31.03.2016	31.03.2017	31.03.2016
		Audited	Unaudited	Audited	Audited	Audited
	PART - I					
1	a) Net Sales / Income from Operations (Excluding Branch Transfer) (Net of Excise Duty)	48.37	32.68	47.35	166.55	173.73
	b) Other Operating Income	-	-	-	-	-
	Total Income from operations (net)	48.37	32.68	47.35	166.55	173.73
2	Expenses					
	a. Cost of Material Consumed	-	-	-	-	-
	b. Purchase of Traded Goods	45.68	31.57	46.15	158.58	169.82
	c. Changes in Inventories of finished goods, work-in-progress and stock-in-trade	-	-	-	-	-
	d. Employee benefits expense	0.58	0.58	0.76	2.32	2.59
	e. Depreciation and Amortisation expense	4.07	-	7.19	4.07	7.19
	f. Other Expenses	4.08	4.06	2.41	17.72	13.99
	Total Expenses	54.41	36.21	56.51	182.69	193.60
3	Profit / (Loss) from Operations before other income, finance costs and exceptional items (1-2)	(6.04)	(3.53)	(9.16)	(16.14)	(19.87)
4	Other Income	6.60	4.14	9.44	19.30	20.34
5	Profit / (Loss) from ordinary activities before finance costs and exceptional items (3 ± 4)	0.56	0.61	0.28	3.16	0.47
6	Finance Costs	-	-	-	-	-
7	Profit / (Loss) from ordinary activities after finance costs but before exceptional items (5 ± 6)	0.56	0.61	0.28	3.16	0.47
8	Exceptional Items - Expenditure / (Income)	-	-	-	-	-
9	Profit / (Loss) from Ordinary Activities before tax (7 ± 8)	0.56	0.61	0.28	3.16	0.47
10	Tax Expense					
	a) Current Tax	1.46	-	1.08	1.46	1.08
	b) Deferred Tax	(0.53)	-	(1.30)	(0.53)	(1.30)
	c) Earlier year	0.16	-	0.19	1.19	0.19
11	Net Profit / (Loss) from Ordinary Activities after tax (9 ± 10)	(0.53)	0.61	0.31	1.04	0.50
12	Extraordinary Items (Net of Tax expense Rs. Nil)	-	-	-	-	-
13	Net Profit / (Loss) for the period (11 ± 12)	(0.53)	0.61	0.31	1.04	0.50
14	Paid-up Equity Share Capital (Face Value Rs. 10/- each)	434.97	434.97	434.97	434.97	434.97
15	Reserves Excluding Revaluation Reserves.	-	-	-	176.95	175.51
16	Earning Per Share (before extraordinary items - not annualised)					
	(a) Basic	(0.012)	0.014	0.007	0.024	0.012
	(b) Diluted	(0.012)	0.014	0.007	0.024	0.012
17	Earning Per Share (after extraordinary items - not annualised)					
	(a) Basic	(0.012)	0.014	0.007	0.024	0.012
	(b) Diluted	(0.012)	0.014	0.007	0.024	0.012
	PART - II					
	A Particulars of Share holding					
1	Public Share Holding					
	- Number of Shares	3,458,550	3,458,550	3,458,550	3,458,550	3,458,550
	- Percentage of Shareholding	79.51	79.51	79.51	79.51	79.51
2	Promoter and Promoter Group Shareholding					
	a) Pledged / Encumbered					
	- Number of Shares	-	-	-	-	-
	- Percentage of Shareholding (as a % of the total shareholding of promoter and promoter group)	-	-	-	-	-
	- Percentage of Shares (as a % of total share capital of the Company)	-	-	-	-	-
	b) Non - Pledged / Encumbered					
	- Number of Shares	891,120	891,120	891,120	891,120	891,120
	- Percentage of Shares (as a % of total shareholding of promoter and promoters group)	100.00	100.00	100.00	100.00	100.00
	- Percentage of Shares (as a % of total share capital of the Company)	20.49	20.49	20.49	20.49	20.49
	PARTICULARS					
	B Investors' Complaints					
1	Pending at the beginning of the quarter			Nil		
2	Received during the quarter			Nil		
3	Resolved during the quarter			Nil		
4	Remaining unresolved at the end of the quarter			Nil		

Place: New Delhi
Date: 30.05.2017

Jyoti Handal
Director

Statement of Assets and Liabilities

S. No	Particulars	As at 31.03.2017 (Audited)	As at 31.03.2016 (Audited)
A.	EQUITY AND LIABILITIES		
	1) Shareholders' funds		
	(a) Share capital	434.97	434.97
	(b) Reserves and surplus	176.95	175.91
	Sub-total - Shareholders' funds	611.92	610.88
	2) Share application money pending allotment	-	-
	3) Non-current liabilities		
	(a) Long-term borrowings	-	-
	(b) Deferred tax liabilities (net)	-	0.08
	(c) Other long-term liabilities	35.75	34.73
	(d) Long-term provisions	-	-
	Sub-total - Non-current liabilities	35.75	34.81
	4) Current liabilities		
	(a) Short-term borrowings	-	-
	(b) Trade payables	193.27	-
	(c) Other current liabilities	1.47	0.45
	(d) Short-term provisions	1.59	1.67
	Sub-total - Current liabilities	196.33	2.12
	TOTAL - EQUITY AND LIABILITIES	844.00	647.81
B.	ASSETS		
	1 Non-current assets		
	(a) Fixed assets	14.31	18.37
	(b) Non-current investments	1.00	1.00
	(c) Deferred tax assets (net)	0.45	-
	(d) Long-term loans and advances	340.85	352.01
	(e) Other non-current assets	-	-
	Sub-total - Non-current assets	356.61	371.39
	2 Current assets		
	(a) Current investments	-	-
	(b) Inventories	-	-
	(c) Trade receivables	165.06	4.02
	(d) Cash and cash equivalents	13.27	21.73
	(e) Short term loans and Advances	307.76	247.37
	(f) Other current assets	1.30	3.31
	Sub-total - Current assets	487.39	276.42
	TOTAL - ASSETS	844.00	647.81

Notes:

- The above financial results have been reviewed by the Audit Committee and approved and taken on record by the Board of Directors in their respective meetings held on 30.05.2017.
- The Company is operating in a single business segment, therefore requirement with regard to segmental reporting as per Accounting Standard-17 is not applicable to the company.
- Figures for previous periods/year have been regrouped/reclassified/recast, wherever necessary.
- The Statutory Auditors have carried out the audit for the year ended March 31, 2017

Place: New Delhi
Date: 30.05.2017


Director