



(I) (a) Statement showing Shareholding Pattern

Name of the Company: Pagaria Energy Limited			
Scrip Code, Name of the scrip, class of security: 532444 (BSE), 8377(DSE), Equity Shares			
Quarter ended: 31/12/2015			
Partly paid-up shares:-	No. of partly paid-up shares	As a % of total no. of partly paid-up shares	As a % of total no. of shares of the company
Held by promoter/ promoters group	0	0	0
Held by public	0	0	0
<b>Total</b>	<b>0</b>	<b>0</b>	<b>0</b>
Outstanding convertible securities:-	No. of outstanding securities	As a % of total No. of outstanding convertible securities	As a % of total no. of shares of the company, assuming full conversion of the convertible securities
Held by promoter/ promoter group	0	0	0
Held by public	0	0	0
<b>Total</b>	<b>0</b>	<b>0</b>	<b>0</b>
Warrants:-	No. of warrants	As a % of total no. of warrants	As a % of total no. of shares of the company, assuming full conversion of warrants
Held by promoter/ promoter group	0	0	0
Held by public	0	0	0
<b>Total</b>	<b>0</b>	<b>0</b>	<b>0</b>
<b>Total paid-up capital of the company assuming full conversion of warrants and convertible securities</b>	<b>4349670</b>	<b>0</b>	<b>100</b>

  
The image shows a handwritten signature in black ink over a circular stamp. The stamp contains the text 'PAGARIA ENERGY LIMITED' around the perimeter and some smaller text in the center. The signature is written in a cursive style.

Code	Category of shareholder	Number of Shareholders	Total number of shares	Number of shares held in dematerialized form	Total shareholding as a percentage of total number of shares		Shares Pledged or otherwise encumbered number of shares	Shares Pledged or otherwise encumbered as a Percentage
					As a percentage of (A+B)	As a percentage of (A+B+C)		
<b>(A)</b>	<b>Shareholding of Promoter and Promoter Group</b>							
<b>(1)</b>	<b>Indian</b>							
(a)	Individuals / Hindu Undivided Family	1	619100	619100	14.23	14.23	0	0
(b)	Central Government / State Government (s)	0	0	0	0	0	0	0
(c)	Bodies Corporate	1	265220	265220	6.10	6.10	0	0
(d)	Financial Institutions / Banks	0	0	0	0	0	0	0
(e)	Any other (specify)	0	0	0	0	0	0	0
	<b>Sub-Total (A) (1)</b>	<b>2</b>	<b>884320</b>	<b>884320</b>	<b>20.33</b>	<b>20.33</b>	<b>0</b>	<b>0</b>
<b>(2)</b>	<b>Foreign</b>							
(a)	Individual (Non-Resident Individuals / Foreign Individuals)	0	0	0	0	0	0	0
(b)	Bodies Corporate	0	0	0	0	0	0	0
(c)	Institutions	0	0	0	0	0	0	0
(d)	Any Other (specify)	0	0	0	0	0	0	0
	<b>Sub-Total (A) (2)</b>	<b>0</b>	<b>0</b>	<b>0</b>	<b>0</b>	<b>0</b>	<b>0</b>	<b>0</b>
	<b>Total Shareholding of Promoter and Promoter Group (A)= A (1)+ A(2)</b>	<b>2</b>	<b>884320</b>	<b>884320</b>	<b>20.33</b>	<b>20.33</b>	<b>0</b>	<b>0</b>
<b>(B)</b>	<b>Public shareholders</b>							
<b>(1)</b>	<b>Institutions</b>							
(a)	Mutual Funds / UTI	0	0	0	0	0	0	0
(b)	Financial Institutions / Banks	0	0	0	0	0	0	0
(c)	Central Government / State Government(s)	0	0	0	0	0	0	0
(d)	Venture Capital Funds	0	0	0	0	0	0	0
(e)	Insurance Companies	0	0	0	0	0	0	0
(f)	Foreign Institutional Investors	0	0	0	0	0	0	0
(g)	Foreign Venture Capital Investors	0	0	0	0	0	0	0
(h)	Any Other – OCB/ Banks	0	0	0	0	0	0	0
	<b>Sub-Total (B)(1)</b>	<b>0</b>	<b>0</b>	<b>0</b>	<b>0</b>	<b>0</b>	<b>0</b>	<b>0</b>



<b>(2)</b>	<b>Non-Institutions</b>								
(a)	Bodies Corporate	90	859957	837957	19.77	19.77	188965	21.97	
(b)	Individuals								
	i. Individual shareholders holding nominal share capital up to Rs.2 lakh	2303	1580203	1231792	36.33	36.33	0	0	
	ii. Individual shareholders holding nominal share capital in excess of Rs.2 lakh	17	824158	824158	18.95	18.95	65300	7.92	
(c)	NRI	3	328	328	0	0	0	0	
(d)	HUF	34	154837	154837	3.56	3.56	0	0	
(e)	Clearing Member	5	45867	45867	1.05	1.05	0	0	
	<b>Sub-Total (B)(2)</b>	<b>2452</b>	<b>3465350</b>	<b>3094939</b>	<b>79.66</b>	<b>79.66</b>	<b>254265</b>	<b>7.34</b>	
	<b>Total Public Shareholder (B)=(B)(1)+(B)(2)</b>	<b>2452</b>	<b>3465350</b>	<b>3094939</b>	<b>79.66</b>	<b>79.66</b>	<b>254265</b>	<b>7.34</b>	
	<b>Total (A)+(B)</b>	<b>2454</b>	<b>4349670</b>	<b>3979259</b>	<b>100.00</b>	<b>100.00</b>	<b>254265</b>	<b>7.34</b>	
<b>(C)</b>	<b>Shares held by Custodians &amp; against which Depository Receipts have been issued</b>								
1	Promoter and Promoter Group	0	0	0	0	0	0	0	0
2	Public	0	0	0	0	0	0	0	0
	<b>GRAND TOTAL (A)+(B)+(C)</b>	<b>2454</b>	<b>4349670</b>	<b>3979259</b>	<b>100.00</b>	<b>100.00</b>	<b>254265</b>	<b>7.34</b>	



**(I)(b) Statement showing holding of securities (including shares, warrants, convertible securities) of persons belonging to the category "Promoter and Promoter Group"**

Sr. No.	Name of shareholder	Number of shares	Shares as a percentage of total number of shares (i.e., Grand Total (A)+(B)+(C))	Shares Pledged or otherwise encumbered			Details of Warrants		Details of Convertible Securities		Total Shares (incl. underlying shares assuming full conversion of warrants and Convertible Securities) as a % of diluted share capital
				Number of shares	No of Warrants Held	No of Warrants Held	As a % of Grand Total (A)+(B)+(C)	No of Warrants Held	No of Convertible Securities Held	As a % Total No. of Convertible Securities of the same class	
1	Rajesh Kumar Pagaria	619100	14.23	0	0	0	0	0	0	0	0
2	Sri Anand Vinayak Coalfields Ltd.	265220	6.10	0	0	0	0	0	0	0	0
	<b>TOTAL</b>	<b>884320</b>	<b>20.33</b>	<b>0</b>	<b>0</b>	<b>0</b>	<b>0</b>	<b>0</b>	<b>0</b>	<b>0</b>	<b>0</b>




**(I)(c)(i) Statement showing holding of securities (including shares warrants, convertible securities) of persons belonging to the category "Public" and holding more than 1% of the total number of shares**

Sr. No.	Name of shareholder	Number of shares	Shares as a percentage of total number of shares {i.e., Grand Total (A)+(B)+(C) indicated in Statement at para (1)(a) above}	Shares Pledged or otherwise encumbered			Details of Warrants		Details of Convertible Securities		Total Shares (incl. underlying shares assuming full conversion of warrants and Convertible Securities) as a % of diluted share capital As a % of Grand Total (A)+(B)+(C)
				Number of shares	No of Warrants Held	No of Warrants Held	As a % of Grand Total (A)+(B)+(C)	Number of shares	No of Warrants Held	No of Warrants Held	
1	GUINNESS SECURITIES LIMITED	184467	4.24	0	0	0	0	0	0	0	0
2	T C PUGALIA	111029	2.55	0	0	0	0	0	0	0	0
3	GREEN PARK LEASING AND FINANCE (P) LTD	65000	1.49	0	0	0	0	0	0	0	0
4	MODERN FORGE (P) LIMITED	119444	2.75	0	0	0	0	0	0	0	0
5	SIDH CAPITAL RESEARCH (P) LTD	92945	2.14	0	0	0	0	0	0	0	0
6	SHIVAM STOCK BROKING PVT.LTD	100000	2.30	0	0	0	0	0	0	0	0
7	MAHESH KUMAR MINDIA (HUF)	60000	1.38	0	0	0	0	0	0	0	0
8	PRASANJEET NAHATA	96278	2.21	0	0	0	0	0	0	0	0
9	DEVENDRA GOEL	50000	1.15	0	0	0	0	0	0	0	0
10	SHANTI DEVI GOEL	50000	1.15	0	0	0	0	0	0	0	0
11	SUNITA BHANSALI	45000	1.03	0	0	0	0	0	0	0	0
12	DEEPAK BHANSALI	65300	1.50	0	0	0	0	0	0	0	0
13	SANJU KABRA	97555	2.24	0	0	0	0	0	0	0	0
14	AMIT RUNGTA	90000	2.07	0	0	0	0	0	0	0	0
	<b>TOTAL</b>	<b>1227018</b>	<b>28.21</b>	<b>0</b>	<b>0</b>	<b>0</b>	<b>0</b>	<b>0</b>	<b>0</b>	<b>0</b>	<b>0</b>

**(I)(c)(ii) Statement showing holding of securities (including shares warrants, convertible securities) of persons belonging to the category "Public" and holding more than 5% of the total number of shares**

Sr. No.	Name of shareholder	Number of shares	Shares as a percentage of total number of shares {i.e., Grand Total (A)+(B)+(C) indicated in Statement at para (1)(a) above}	Shares Pledged or otherwise encumbered			Details of Warrants		Details of Convertible Securities		Total Shares (incl. underlying shares assuming full conversion of warrants and Convertible Securities) as a % of diluted share capital As a % of Grand Total (A)+(B)+(C)
				Number of shares	No of Warrants Held	No of Warrants Held	As a % of Grand Total (A)+(B)+(C)	Number of shares	No of Warrants Held	No of Warrants Held	
		NIL									
	<b>TOTAL</b>										

**(I)(d) Statement showing details of Locked-in Shares**

Sr. No.	Name of shareholder	Number of locked-in shares	Locked-in shares as a percentage of total number of shares {i.e., Grand Total (A)+(B)+(C) indicated in Statement at para (1)(a) above}
		NIL	
	<b>TOTAL</b>	NIL	

**(II)(a) Statement showing details of Depository Receipts (DRs)**

Sr. No.	Type of Outstanding DR (ADRs, GDRs, SDRs, etc)	Number of Outstanding DRs	Number of shares underlying Outstanding DRs	Shares underlying outstanding DRs as a percentage of total number of shares {i.e., Grand Total (A)+(B)+(C) indicated in Statement at para (1)(a) above}
		N.A.		
	<b>TOTAL</b>			

**(II)(b) Statement showing holding of Depository Receipts (DRs), where underlying shares are in excess of 1% of the total number of shares**

Sr. No.	Name of the DR Holder	Type of Outstanding DR (ADRs, GDRs, SDRs, etc)	Number of shares underlying Outstanding DRs	Shares underlying outstanding DRs as a percentage of total number of shares {i.e., Grand Total (A)+(B)+(C) indicated in Statement at para (1)(a) above}
			N.A.	
	<b>TOTAL</b>			

