

PEL PAGARIA ENERGY LIMITED

Regd. Office : B-2/M4, M Block, Gupta Plaza, Commercial Complex,

Vikas Puri New Delhi - 110018

Website : www.pagariaenergy.com

E-mail : info@pagariaenergy.com

Tele Fax : 011 43576379

Ref. No.....

Date.....


EXTRACTS OF THE MINUTES OF THE MEETING OF BOARD OF DIRECTORS OF THE COMPANY HELD ON THURSDAY, 30TH MAY, 2013 AT 4:00 P.M. AT B-2/M4, M BLOCK, GUPTA PLAZA, COMMERCIAL COMPLEX, VIKAS PURI, NEW DELHI - 110 018.

ADOPTION OF AUDITED FINANCIAL RESULTS FOR THE 4th QUARTER AND FINANCIAL YEAR ENDED 31st MARCH, 2013

(Rs in Lacs)

Audited Financial Results for the 4 th Quarter and Financial Year Ended 31 st March 2013					
Particulars	3 Months ended	3 Months ended	3 Months ended	Financial ended	Financial
	31/03/2013	31/03/2012	31/12/2012	31/03/2013	Year ended 31/03/2012
	Unaudited	Unaudited	Unaudited	Audited	Audited
Net Sale/ Income from Operations	37.31	88.47	34.57	147.50	184.60
Other Operating Income	2.56	0	0	3.51	0.00
Expenditure					
Increase/ Decrease in Stock in trade and WIP	0.00	0.00	0.00	0.00	0.00
Consumption of RM	0.00	0.00	0.00	0.00	0.00
Purchase of goods and services	27.34	75.45	26.27	112.92	151.35
Employee Cost	2.10	1.72	1.45	7.22	6.93
Depreciation	0.62	0.32	0.33	1.61	1.39
Other Expenditure	9.74	10.23	5.58	27.77	23.65
Total	39.80	87.72	33.63	149.52	183.32
Profit from operations before other income, interest and exceptional items	0.07	0.75	0.94	1.49	1.28
Other Income	0.00	0.00	0.00	0.00	0.00
Profit before interest and exceptional items	0.07	0.75	0.94	1.49	1.28
Interest	0.00	0.00	0.00	0.00	0.00
Profit after interest but before exceptional items	0.07	0.75	0.94	1.49	1.28
Exceptional items	0.00	0.00	0.00	0.00	0.00
Profit (+)/ Loss (-) from ordinary activities before tax	0.07	0.75	0.94	1.49	1.28
Tax Expense	1.17	0.00	0.15	1.32	0.40
Net Profit (+)/ Loss (-) from Ordinary Activities after tax	-1.10	0.75	0.94	0.17	0.88
Extraordinary Item (net of tax)	0.00	0.00	0.00	0.00	0.00

Fajans Paj



PEL PAGARIA ENERGY LIMITED

Regd. Office : B-2/M4, M Block, Gupta Plaza, Commercial Complex,

Vikas Puri New Delhi - 110018

Website : www.pagariaenergy.com

E-mail : info@pagariaenergy.com


Tele Fax : 011 43576379

Ref. No.....

Date.....

expenses					
Net Profit (+)/ Loss (-) for the period	-1.10	0.75	0.94	0.17	0.88
Paid-up Equity Share Capital	434.97	434.97	434.97	434.97	434.97
Face Value of Equity Shares (Rs.)	10.00	10.00	10.00	10.00	10.00
Reserve excluding Revaluation Reserves as per Balance Sheet of previous year				176.80	176.62
Earning Per Share (Rs)					
(a) Basic & Diluted EPS before Extraordinary items for the period, for the year to date and for the previous year (not to be annualised)	-0.025	0.017	0.022	0.004	0.020
(b) Basic & Diluted EPS after Extraordinary items for the period, for the year to date and for the previous year (not to be annualised)	-0.025	0.017	0.022	0.004	0.020
Public Shareholding					
- No. of shares	3458550	2619900	3458550	3458550	2619900
- Percentage of shareholding	79.51	60.23	79.51	79.51	60.23
Promoters and promoter group Shareholding					
a) Pledged/ Encumbered					
- Number of shares	0	0	0	0	0
- Percentage of shares (as a % of the total shareholding of promoter and promoter group)	0%	0%	0%	0%	0%
- Percentage of shares (as a % of the total share capital of the company)	0%	0%	0%	0%	0%
b) Non-encumbered					
- Number of Shares	891120	1729770	891120	891120	1729770
- Percentage of shares (as a % of the total shareholding of promoter and promoter group)	100	100	100	100	100%
- Percentage of shares (as a % of the total share capital of the company)	20.49	39.77	20.49	20.49	39.77

Payal Payal



PEL PAGARIA ENERGY LIMITED

Regd. Office : B-2/M4, M Block, Gupta Plaza, Commercial Complex,
 Vikas Puri New Delhi - 110018
 Website : www.pagariaenergy.com
 E-mail : info@pagariaenergy.com
 Tele Fax : 011 43576379


Ref. No.....

Date.....

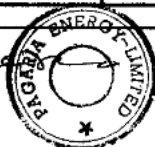
Particulars	3 Months Ended 31/03/2013
INVESTORS COMPLAINTS	
Pending at the beginning of the quarter	0
Received during the quarter	0
Disposed during the quarter	0
Remaining unresolved at the end of the quarter	0

Notes:

1. The above Audited financial results for the quarter ended 31st March 2013 and the Audited financial results for the year ended 31st March 2013 were reviewed by the audit committee and taken on record by Board of Directors in the meeting held on 30th May 2013.
2. The company is operating in a single business segment, therefore requirement with regard to segmental reporting as per Accounting Standard-17 is not applicable to the company.
3. Profit after tax is Rs.0.17 Lakhs. In compliance with AS-22, deferred tax on timing difference for the year has been indicated at Rs.1.03 lakhs.
4. Figures of the previous period have been regrouped wherever necessary.

Rajesh Raj


	26,212,018.00	21,282,989.00
TOTAL	64,429,392.00	79,182,108.00

Rajesh Raj




PEL PAGARIA ENERGY LIMITED

Regd. Office : B-2/M4, M Block, Gupta Plaza, Commercial Complex,

Vikas Puri New Delhi - 110018

Website : www.pagariaenergy.com

E-mail : info@pagariaenergy.com

Tele Fax : 011 43576379

Ref. No.....

Date.....

PAGARIA ENERGY LIMITED			
BALANCE SHEET AS AT 31ST MARCH, 2013			
Particulars	Note No.	As at 31st March, 2013	As at 31st March, 2012
		Amt in Rs.	Amt in Rs.
A EQUITY AND LIABILITIES			
1 Shareholders' funds			
(a) Share Capital	1	43,496,700.00	43,496,700.00
(b) Reserves and Surplus	2	17,679,651.00	17,662,071.00
		61,176,351.00	61,158,771.00
2 Non-Current Liabilities			
(a) Deferred Tax Liabilities	3	223,980.00	120,680.00
(b) Other Long Term Liabilities	4	939,354.00	14,112,165.00
		1,163,334.00	14,232,845.00
3 Current liabilities			
(a) Trade Payables	5	189,799.00	717,844.00
(b) Other Current Liabilities	6	1,855,908.00	2,921,152.00
(c) Short-Term Provisions	7	44,000.00	151,496.00
		2,089,707.00	3,790,492.00
TOTAL		64,429,392.00	79,182,108.00
B ASSETS			
1 Non-Current assets			
(a) Fixed Assets			
(i) Tangible Assets	8	3,931,044.00	966,640.00
(b) Non-Current Investments	9	1,648,400.00	3,648,400.00
(c) Long-Term Loans and Advances	10	32,236,430.00	49,804,729.00
(d) Other Non Current Assets	11	401,500.00	3,479,350.00
		38,217,374.00	57,899,119.00
2 Current assets			
(a) Trade Receivables	12	5,796,236.00	6,835,881.00
(b) Cash and Cash Equivalents	13	3,256,659.00	1,175,254.00
(c) Short Term Loans & Advances	14	14,726,775.00	-
(d) Other Current Assets	15	2,432,348.00	13,271,854.00
		26,212,018.00	21,282,989.00
TOTAL		64,429,392.00	79,182,108.00

Rajesh Puri

